



ELAC Debut
Reference

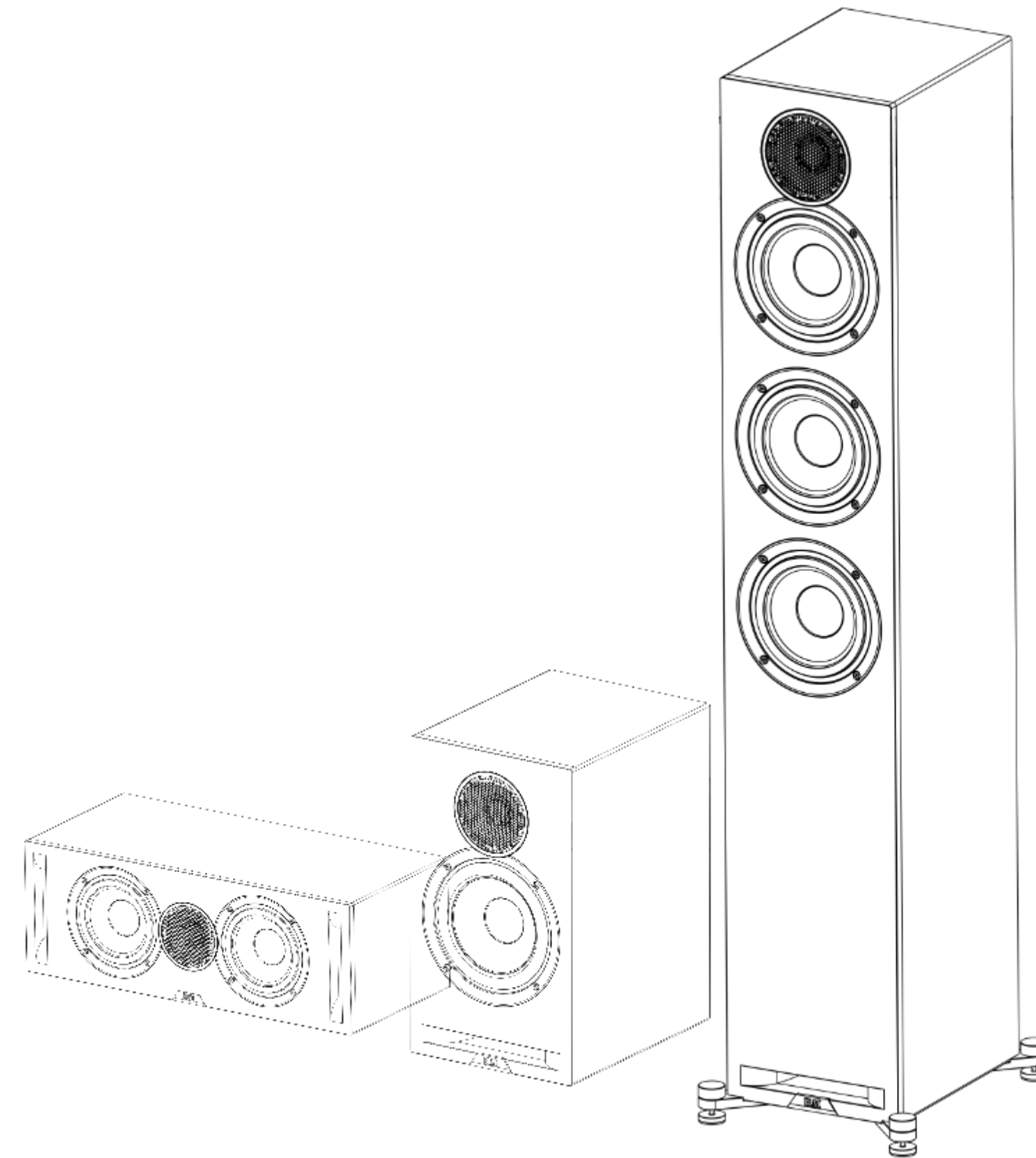
Our design goals!

Our goal was to build on the success of the Debut Series

We wanted to maintain the value proposition, with a modern contemporary design exclusive for our dealers.

Our key objective was :

- Improve fit and finish and develop new driver to warrant the name “Reference”



Building on the iconic status of ELAC's Debut Series, a new Reference line emerges for our exclusive dealers.

The Debut Reference brings significant acoustical and visual advancements. Designed to blend with traditional or contemporary styles.

Debut Reference sounds as great as it looks !

The new Debut Reference series matches fresh visual elegance with remarkable sound to bring you what promises to be a new classic in ELAC's lineup.

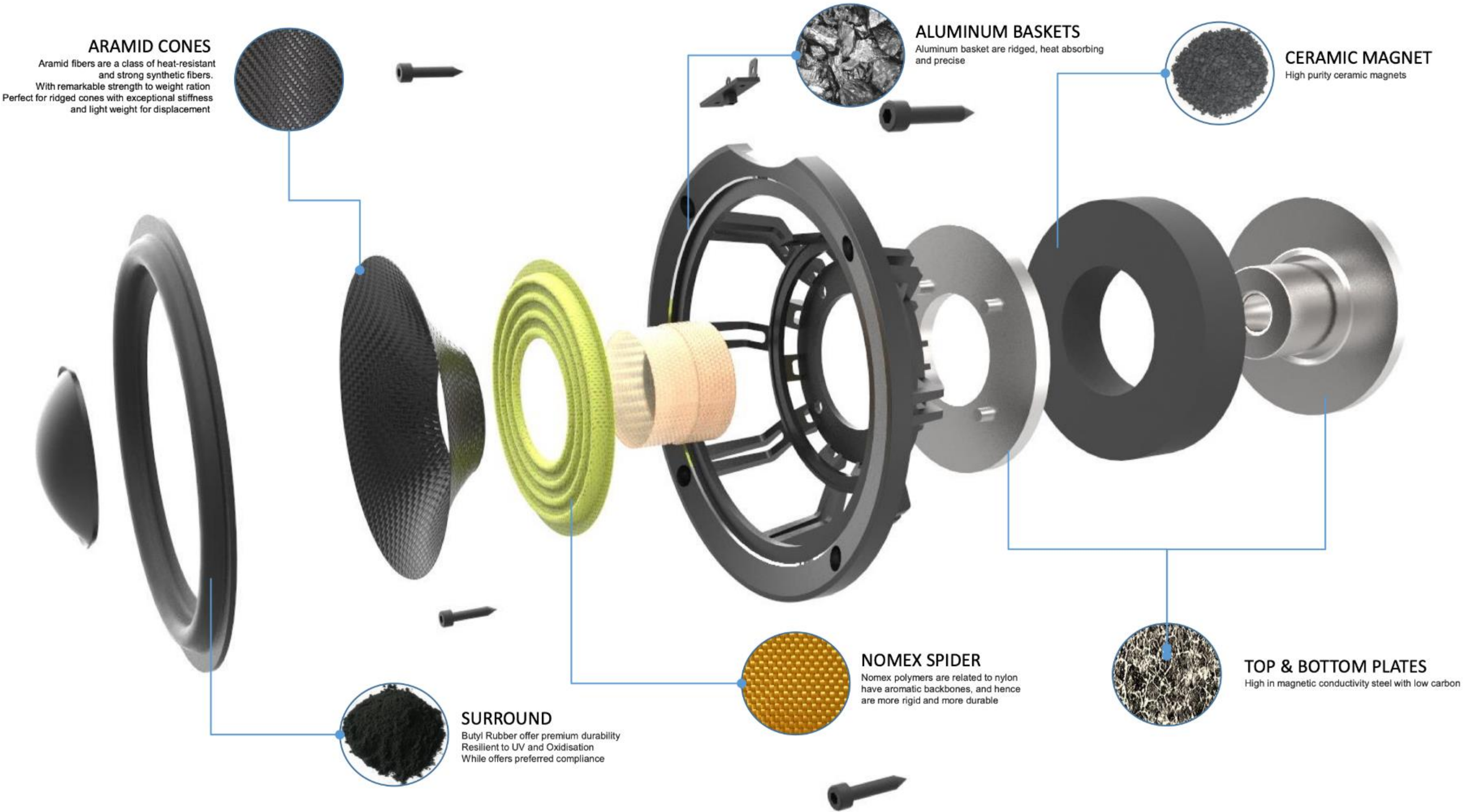





ELAC Debut
Reference

What is Reference Series

- Building on the iconic status of ELAC's Debut Series, a new Reference line emerges for our exclusive dealers.
- The Debut Reference brings significant acoustical and visual advancements.
- Designed to blend with traditional or contemporary styles.
- Debut Reference sounds as great as it looks !



• Our New Cast Chassis Driver



- Our new Tweeter Waveguide

Key Features


Dual Flared Slot Port

Our new dual flared slot vent allows for lower noise and higher bass output for improved bass dynamics.



Improved High Frequency Response

A newly developed waveguide combined with a more open grill design enhances upper high frequency response.



Enhanced Bracing

A new full perimeter brace that joins the top and the side panels significantly lessens cabinet vibrations, reducing cabinet coloration.



Cast Chassis Woofer

Our new cast chassis woofer provides improved stiffness for both strengthening the front baffle and minimizing chassis resonances.





The Simple Specs

SPECIFICATIONS	DBR62 Bookshelf Speaker
Enclosure Type.....	2-Way Bass Reflex
Frequency Response.....	44Hz - 35000Hz
Nominal Impedance.....	6 Ohms
Sensitivity.....	86db @ 2.83v/1m
Crossover Frequency.....	2200Hz
Max Power Input.....	120 Watts
Tweeter.....	1" Cloth Dome
Midrange.....	n/a
Woofer.....	6.5 Inch Aramid Fiber
Cabinet.....	CARB2 Rated MDF
Port.....	Dual Flared
Binding Posts.....	5-Way Metal
Cabinet Finishes.....	White Baffle, Oak Cabinet Black Baffle, Walnut Cabinet
Accessories Included.....	Magnetic grill
Weight.....	TBD
Dimensions (HxWxD).....	TBD



SPECIFICATIONS	DCR52 Center Channel Speaker
Enclosure Type.....	2-Way Bass Reflex
Frequency Response.....	55Hz - 35000Hz
Nominal Impedance.....	8 Ohms
Sensitivity.....	87db @ 2.83v/1m
Crossover Frequency.....	2200Hz
Max Power Input.....	120 Watts
Tweeter.....	1" Cloth Dome
Midrange.....	n/a
Woofer.....	2 x 5.25 Inch Aramid Fiber
Cabinet.....	CARB2 Rated MDF
Port.....	Dual Flared
Binding Posts.....	5-Way Metal
Cabinet Finishes.....	White Baffle, Oak Cabinet Black Baffle, Walnut Cabinet
Accessories Included.....	Magnetic grill
Weight.....	TBD
Dimensions (HxWxD).....	TBD



SPECIFICATIONS	DFR52 Floorstanding Speaker
Enclosure Type.....	3 - Way Bass Reflex
Frequency Response.....	42Hz - 35000hz
Nominal Impedance.....	6 Ohms
Sensitivity.....	87db @ 2.83v/1m
Crossover Frequency.....	90Hz/2200Hz
Max Power Input.....	140 Watts
Tweeter.....	1" Cloth Dome
Midrange.....	5.25 inch Aramid Fiber
Woofer.....	2 x 5.25 Inch Aramid Fiber
Cabinet.....	CARB2 Rated MDF
Port.....	3 x Dual Flared
Binding Posts.....	5-Way Metal
Cabinet Finishes.....	White Baffle, Oak Cabinet Black Baffle, Walnut Cabinet
Accessories Included.....	Magnetic grill
Weight.....	TBD
Dimensions (HxWxD).....	TBD






Design Elements

BLACK MODEL

Front Baffle
Material: MDF
Finish: Painted Matte Black

Woofer Basket Front
Material: Aluminum
Finish: Painted Matte/Satin
Black




Tweeter Mesh
Finish: Painted
Metallic Satin Dark Grey

Tweeter Mesh Trim
Finish: Satin/Matte Black

Dust Cap
Finish: Matte Black Textured
(paper finish or similar)

Cone
Material: Aramid Woven
Finish: Satin Black



Design Elements

WHITE MODEL

Front Baffle

Material: MDF

Finish: Painted Matte White

Tweeter Mesh

Finish: Painted

Metallic Satin Dark Grey

Tweeter Mesh Trim

Finish: Satin/Matte Black

Dust Cap

Finish: Matte Black Textured
(paper finish or similar)

Cone

Material: Aramid Woven


Finish: Satin Black

Woofer Basket Front

Material: Aluminum

Finish: Painted Matte/Satin
Black





Design Elements

BLACK/WHITE MODEL

Base Components

Material: Plastic

Finish: Satin Dark Grey

Spike

Material: Steel

Finish: Chrome

Logo Plaque

Material: Aluminum

Finish: Painted Matte Black

Diamond Cut Logo





Finishes

Cabinet :
White Baffle Oak
Cabinet



DBR62BK




ELAC DEBUT REFERENCE 6.5"
BOOKSHELF SPEAKERS BLACK
DBR62BK

Cabinet :
Black Baffle
Walnut Cabinet



Grille :
Woven Fabric





DBR62BK



ELAC DEBUT REFERENCE 6.5"
BOOKSHELF SPEAKERS BLACK
DBR62BK

DCR52BK



ELAC DEBUT REFERENCE 5.25"
CENTRE SPEAKER BLACK
DCR52BK

DFR52BK



ELAC DEBUT REFERENCE 5.25"
FLOOR STAND SPEAKER BLACK
DFR52BK

DBR62W



ELAC DEBUT REFERENCE 6.5"
BOOKSHELF SPEAKERS WHITE
DBR62W

DCR52W



ELAC DEBUT REFERENCE 5.25"
CENTRE SPEAKER WHITE DCR52W

DFR52W



ELAC DEBUT REFERENCE 5.25"
FLOOR STAND SPEAKER WHITE
DFR52W