

FOCAL

Chorus 700

 **FOCAL**[®]
THE SPIRIT OF SOUND



Chorus 700

Reinvention without repetition, continuous progress and opening up to new horizons, that is our leitmotiv! Focal has set itself a new challenge with the Chorus range: making Focal's quality, sound and technologies available to the masses. Thanks to our technical know-how and to the industrial expertise which we have acquired over the last 30 years, we are able to offer to music lovers a fourth generation of Chorus 700 loudspeakers which stand up to the reputation of this range which has become a benchmark in its category.

Today, recognised and renowned worldwide, the Chorus line is complete and fulfilled. It represents

Focal's control of the whole design process as well as the manufacturing quality of their products. It takes advantage of the considerable technological advances developed for the world-renown benchmark product, the Utopia III: inverted dome tweeter, OPC crossovers...

Most of all, it confirms that more than ever, in order to manufacture affordable products, investments are required in a high-performance production tool which is based on essential human intervention as well as rational industrialisation.


Whilst keeping the DNA of previous models in the Chorus range, the new generation of Chorus 700

loudspeakers offers a design and quality which stands up to the expectations of today's music lovers: remarkable audio performance combined with increased perceived value and elegance.

Innovation, tradition, pleasure and performance are more than ever key values for us, values which correspond perfectly to "the Spirit of Sound".



> For over 30 years Focal has been developing and manufacturing loudspeakers for the home, speaker drivers for the car, monitor speakers for recording studios and more recently headphones. Market leader in High-Fidelity, Focal's worldwide reputation is well known: our brand is recognised everywhere for its sound quality and its numerous technological innovations.



> The Polyglass cone has been a Focal tradition for the last 30 years. Incessantly improving, it has matured today to a very high level of performance. The cellulose fiber cone offers renowned lightness and damping characteristics. But our special surface treatment of silica micro-balls gives the cone a huge increase in rigidity for a negligible increase in mass. The definition and dynamic capacity of this cone, when combined with a very powerful magnet (another Focal tradition), generate a very fine reproduction, with an exceptionally rich midrange.

Made in France



The development and manufacturing of our speaker drivers "Made in France", the design of the cabinets, the quality control, the total autonomy in the development and design of all our products are our trademarks. Thanks to this process, we never fail to combine quality and competitiveness. "Made in France" means innovation, complete autonomy when it comes to new ideas, filing international patents and anticipating future trends. In short, it means progress.

It all starts with the speaker driver... An essential element of Focal's philosophy. From Chorus to Utopia, every speaker-driver in our loudspeakers is designed,

developed and manufactured at our factory in Saint-Etienne. For Focal, this commitment is an integral part of a high-quality process. It allows us to have full control over the design, manufacturing and quality control of this central component which creates such strong emotions.

Our human, technological and industrial resources allow us complete freedom in terms of creativity and modelling. This way, each speaker driver is developed for a specific use. This is made possible, in particular, thanks to our production chain, designed to improve production at reduced costs, an efficient tool which can increase production capacity up to 1500 speaker drivers per day.

Focal is also one of the only manufacturers capable of making its own speaker drivers for a segment of products such as the Chorus 700.

From the design to the final product, each speaker driver in the Chorus 700 line is a proprietary design. This philosophy gives long-lasting value to Focal loudspeakers, because you will not find these technologies anywhere else. The reason being, we have designed them exclusively for you, for your greatest pleasure.



> Our assisted build speaker production line allows us to retain the values of a traditional hand built driver.

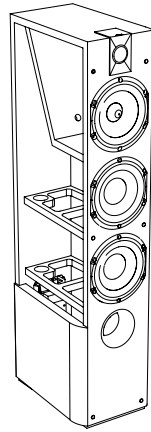


> To ensure greater quality control the final assembly of all our speakers is carried out in Saint-Etienne.



> Chorus 714 in Walnut finish.

Design



> An elaborate and intricate cabinet design requires true expertise. Constructed from MDF, up to 25mm thick, with internal reinforcement fitted in the cable duct, non-parallel side panels... All of this expertise is the result of over 30 years experience.

The design of the Chorus 700 features a special combination of change and continuity. First, you will find the elements which enabled the success of this range, such as the flawless cabinet-making techniques, the non-parallel side panels, the thick front and the many efficient reinforcement. You will then appreciate the subtle reinterpretation of a design carried out by the design firm, Pineau & Le Porcher. The vivid and prominent lines have been replaced with smoother, more fluid curves to keep up to date with current trends.

The designers concentrated on one main goal: preserving the best possible sound. Their work focussed on balance, neatness, simplicity and perceived value. This includes the quality of the assembly which smoothens out the creases, and the choice of materials which give the speakers a sense of harmony and elegance.

The new high-end "Black Style" finish really sets the Chorus 700 apart. The combination of the leather-covered enclosure and the black high-gloss

side panels gives it a contemporary look. Those who prefer more classic finishes are sure to be seduced by the elegant Walnut and Rosewood finishes...



> To obtain the best acoustic performance, the spikes can be used for floor standing speakers.



> Chorus 706 in Black Style on its S700 stand and Chorus 726 in Black Style.



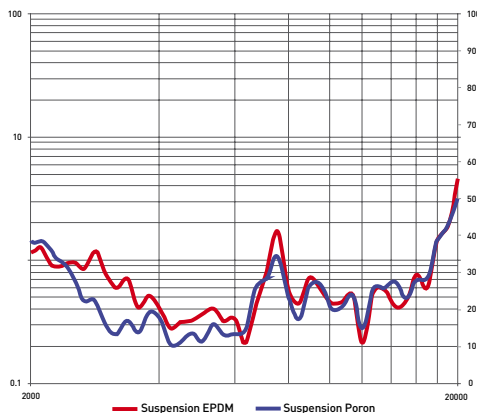
TNV2 tweeter

Thanks to our constant improvement policy, the performance of the new TNV2 tweeter has been increased significantly compared its predecessor. The structure of the suspension comes directly from the speakers of the reference Utopia line!

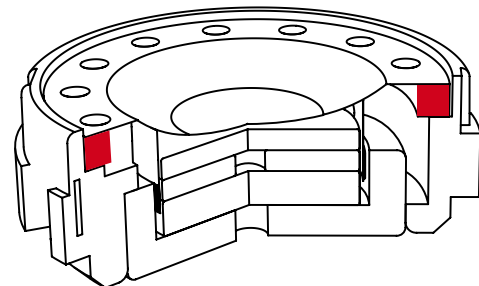
The material used is a polyurethane micro-cellular foam, Poron, which has a porous open-cell structure. This memory foam is very light which means that the suspension will not become damaged or compressed with time. It is an essential element of the TNV2 tweeter as the suspension allows the dome to move freely.

Its uniform and constant physical properties ensure excellent dimensional stability, which is a fundamental criterion when the design requires extreme accuracy.

The advantages of the use of Poron in the TNV2 tweeters are obvious in terms of linearity and distortion reduction. The result is a sound which is soft and precise and which offers improved harmonics richness and a more precise soundstage.



> Distortion levels directly affect sound quality. The use of Poron has reduced the distortion by half in the tweeter's. Bandwidth between 2 - 4 kHz: an area where the sensibility of the ear is very high.



> Cross-section of the TNV2 tweeter. Poron's physical properties provide improved control over the mobile assembly in the magnetic parts.



> Chorus 706 Black Style on its S700 stand and Chorus 726 Black style.

Home Cinema



The possibility of creating a Home Cinema system has always been central to our philosophy and one of our main concerns. This is why the Chorus 700 generation of speakers has been taken one step further by offering more flexibility.

The CC 700 centre speaker boasts optimised directivity curves, allowing it to compete with traditional two-way speakers with regards to the stability of the 3D soundstage and the homogeneity of the front speakers. The quality of the voices and their harmony compared to surrounding sounds is remarkable.

The SR700 effect loudspeaker is a compact and discreet loudspeaker which can easily integrate with your interior thanks to the Polyfix wall-mount. Equipped with the same speaker drivers as those in the speakers of the Chorus line, the SR700 will put you at the centre of the action of your favourite films; you will be sure to live a unique experience.



Subwoofers

a family of speakers in their own right!



In our catalogue, the subwoofer is free to wander. Instead of offering one model for each line of products, Focal has reversed the trend in order to offer consumers a more judicious choice, and has created a line of subwoofers destined for specific uses.

This means increasing the number of possible combinations. From now on, according to the size of your system, you will be able to choose from various models of subwoofers which perfectly stand up to expectations in terms of performance and use.



Cub3 is an iconic subwoofer. This is a product which is compact, easy to install and use without compromising acoustic performance. For optimum output, Cub3 is equipped with a 8" (21cm) bass-reflex woofer with a 150W BASH® amplifier. Thanks to these elements, every unsuspected nuance of the bass register is reproduced. Its matt Black & White "soft touch" finishes makes it easy to discreetly integrate into your living room.

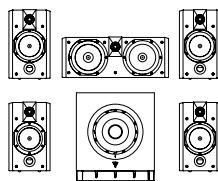


Despite its nonconformist appearance, the **Sub Air** is a true high-performance subwoofer equipped with a 8" (21cm) bass-reflex speaker driver and a 150W BASH® amplifier. Taking up little space, it blends in perfectly with its surroundings, whether it's on the floor or mounted to the wall thanks to the original mounting kit. Thanks to the high-quality wireless radio transmission (16 bits/44.1 kHz), the Sub Air is easy and quick to install. (Available end 2013 in Black and White High Gloss Lacquer.)




The **Sub 300P** is a subwoofer destined for lovers of strong sensations. It is equipped with a 10" (27cm) woofer with polyglass cone powered by a powerful 300W RMS BASH® amplifier. Its textured Black finish will help it blend into your interior. The Sub 300 P is an essential feature to increase the response of the bass in various multichannel systems.

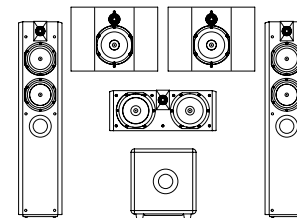
Home Cinema configurations




4 x 705/1 x CC700/1 x Sub Air




2 x 706/1 x CC700/2 x 705/1 x Sub Air




2 x 714/1 x CC700/2 x SR700/1 x Cub3



2 x 714/1 x CC700/2 x SR700/1 x Cub3



2 x 726/1 x CC700/2 x SR700/1 x Sub300P



2 x 726/1 x CC700/4 x SR700/1 x Sub300P



> In-Ceiling IC 706 V and IC 706 V ST (stereo) loudspeakers. In-Wall IW 706 V loudspeaker and outdoor OD 706 V loudspeaker.



The Chorus 705 is the perfect loudspeaker for small rooms of approximately 160ft² (15m²). Producing responsive and dynamic bass as well as rich and clear midrange/treble, this speaker can be combined with a subwoofer for an extremely efficient audio system. Thanks to the built-in wall-mount, the Chorus 705 is ideal for surround sound with multi-channel installations.



The Chorus 706 is the archetypical benchmark bookshelf loudspeaker: true to Focal tradition. Compact and very well proportioned, it blends in perfectly with its surroundings. The outstanding balance, precision and definition provide you with the perfect loudspeaker for rooms of approximately 215ft² (20m²) without any sound limits.



This loudspeaker is the cadet of the floorstanders in the Chorus 700 line and its slender design means it takes up a minimum amount of floor space. Despite its small size, the Chorus 714 two-and-a-half-way loudspeaker takes full advantage of its two 5" (13cm) speaker drivers, ideal for rooms from 160-215ft² (15-25m²).



Chorus 716 is a 2.5-way loudspeaker with a high-end configuration thanks to its two 6.5" (16.5cm) speaker drivers working in tandem (only the top driver transmits the midrange). This configuration doubles the effect of the bass, perfect for rooms measuring up to 320ft² (30m²).

	Chorus 705 Rosewood finish	Chorus 706 Black Style finish	Chorus 714 Walnut finish	Chorus 716 Black Style finish
• Type	2 - way bass reflex bookshelf loudspeaker	2-way bass reflex bookshelf loudspeaker	2 1/2 - way bass reflex floorstanding loudspeaker	2 1/2 - way bass reflex floorstanding loudspeaker
• Drivers	5" (13cm) Polyglass midbass 1" (25mm) TNV2 Al/Mg inverted dome tweeter	6 1/2" (16.5cm) Polyglass midbass 1" (25mm) TNV2 Al/Mg inverted dome tweeter	5" (13cm) Polyglass woofer 5" (13cm) Polyglass midbass 1" (25mm) TNV2 Al/Mg inverted dome tweeter	6 1/2" (16.5cm) Polyglass woofer 6 1/2" (16.5cm) Polyglass midbass 1" (25mm) TNV2 Al/Mg inverted dome tweeter
• Frequency response (±3 dB)	65Hz - 28kHz	55Hz - 28kHz	52Hz - 28kHz	50Hz - 28kHz
• Low frequency point - 6dB	57Hz	47Hz	43Hz	41Hz
• Sensitivity (2.83V / 1m)	89dB	90dB	91dB	91.5dB
• Nom. impedance	8 Ohms	8 Ohms	8 Ohms	8 Ohms
• Minimum impedance	3 Ohms	3.6 Ohms	4.2 Ohms	4.3 Ohms
• Crossover frequency	3 000Hz	3 000Hz	300Hz / 3 000Hz	300Hz / 3 000Hz
• Recommended amplifier power	25 - 100W	25 - 120W	25 - 150W	40 - 200W
• Dimensions (HxLxP)	12 ^{3/8} x7 ^{1/2} x8 ^{15/16} " (315x190x227mm)	15 ^{3/8} x8 ^{2/3} x10 ^{7/16} " (390x220x265mm)	35 ^{3/8} "x7 ^{7/8} "x10 ^{5/8} " (899x200x270mm)	37 ^{3/8} x8 ^{11/16} x12 ^{3/16} " (949x221x310mm)
• Net weight	12.5lbs (5.7kg)	18lbs (8.2kg)	35.6lbs (16kg)	45.1lbs (20.5kg)

Not all the standard finishes of Chorus 700 line are available in all countries and/or commercial distribution networks.



The Chorus 726 embodies the affordable traditional high-end loudspeaker: the restyled cabinet, combined with the new design of the cloth frames give these speakers a modern and slender look. Very technologically advanced, the 3-way design combines the exceptional definition of the midrange and the power of the two 6.5" (16.5cm) woofers, providing a great, ample and generous sound for spaces up to 430ft² (40m²).



The Chorus CC 700 is a center speaker which blends in perfectly with the entire Chorus line thanks to the optimization of the phase, resulting in optimal directivity and excellent acoustic coherence which is reinforced thanks to the high quality of its dynamics, linearity and timbre.



The SR 700 is a compact and discreet loudspeaker which can be easily integrated into your interior thanks to the built-in Polyfix wall mount. Featuring an optimized phase and the same speaker drivers as the Chorus line, the SR 700 is ideal for surround sound in large rooms and for accompanying various Chorus multi-channel installations.

	Chorus 726 Black Style finish	Chorus CC 700 Walnut finish	Chorus SR 700 Black Satin finish
• Type	3-way bass reflex floorstanding loudspeaker	2-way shielded center sealed loudspeaker	2-way sealed effect loudspeaker
• Drivers	Two 6 ^{1/2} " (16.5cm) Polyglass woofer 6 ^{1/2} " (16.5cm) Polyglass midrange 1" (25mm) TNV2 Al/Mg inverted dome tweeter	Two 6 ^{1/2} " (16.5cm) Polyglass midbass 1" (25mm) TNV2 Al/Mg inverted dome tweeter	6 ^{1/2} " (16.5cm) Polyglass midbass 1" (25mm) TNV2 Al/Mg inverted dome tweeter
• Frequency response (±3 dB)	49Hz - 28kHz	61Hz - 28kHz	75Hz - 28kHz
• Low frequency point - 6dB	39Hz	52Hz	65Hz
• Sensitivity (2.83V / 1m)	91.5dB	91dB	90dB
• Nom. impedance	8 Ohms	8 Ohms	8 Ohms
• Minimum impedance	2.9 Ohms	5.2 Ohms	3.7 Ohms
• Crossover frequency	300Hz / 3 000Hz	3 000Hz	3 000Hz
• Recommended amplifier power	40 - 250W	25 - 200W	25 - 100W
• Dimensions (HxLxP)	38 ^{15/16} x 8 ^{3/4} x 13 ^{9/16} " (989x222x345mm)	7 ^{5/16} x 19 ^{1/3} x 7 ^{11/16} " (185x491x195mm)	11 ^{5/8} x 15 ^{2/3} x 5 ^{7/8} " (295x401x146mm)
• Net weight	51.7lbs (23.5kg)	16.5lbs (7.5kg)	10.3lbs (4.7kg)




> 24" (60cm) Chorus S 700 stand, Black Satin.



FOCAL® is a trademark of FOCAL-JMLAB®

Focal-Jmlab® - BP 374 - 108, rue de l'Avenir - 42353 La Talaudière cedex - France
 Tel. 33 4 77 435 700 - Fax 33 4 77 335 704 - © Focal-Jmlab 2013 - SCAB-130326/1

PC1208
 R5480 PC1208

 3544050825482
 EXP - GB